





# THE LAMPSHADE LOFT

## DESIGNS AND STYLES OF HARD LAMPSHADES

Hard contemporary shades – all made by adhering fabric onto a laminate backing, hand rolled for a perfect finish:

THE DRUM	THE EMPIRE	THE FRENCH DRUM	THE COOLIE
			
Drum shades have the same size top and base rings and can be made in a selection of sizes	Empire shades have a base ring that is roughly twice the size of the top ring:	The French drum is an empire but there is less difference in size between top and base ring	The coolie is rather like a sun hat, and has a very small top ring compared to its base ring
Little - 15cm top and base ring	Little – base ring 20cm, top ring 10cm	Small – base ring 20cm, top ring 15cm	
Small – 20cm top and base rings	Small – base ring 25cm, top ring 15cm	-	Small – base ring 25cm, top ring 10cm
Medium – 25cm top and base rings	Medium – base ring 30cm, top ring 15cm	Medium -base ring 30cm, top ring 25cm	Medium – base ring 40cm, top ring 15cm
Medium+ - 30cm top and base rings	Large – base ring 35cm, top ring 20cm	Large – base ring 40cm, top ring 30cm	Large – base ring 45cm, top ring 20cm
Ring sets come in increments of 5cms, and you can choose from 15cm-100cm	Large+ - base ring 40cm, top ring 25cm	Large + - base ring 40cm, top ring 35cm	
Please ask about fittings, either standard UK/EU or duplex			
Other shapes such as oval, square, rectangular and hexagonal can also be made			

[www.thelampshadeloft.co.uk](http://www.thelampshadeloft.co.uk)

[hello@thelampshadeloft.co.uk](mailto:hello@thelampshadeloft.co.uk)

Jane Warren

# THE LAMPSHADE LOFT

## DESIGNS AND SIZES OF SOFT TAILORED LAMPSHADES

-these are hand sewn on to the frames, using traditional stitching methods:

<p>Empire</p> 	<p>French drum</p> 	<p>Curved Empires</p> 
<p>The empire frame has a smaller top ring than base (usually half its size) and are perfect for gathered or pleated shades:</p>	<p>The French drum shades have a smaller top ring than base but there is less difference between them than the Empire:</p>	<p>Curved empires are usually for flat fabric shades, the fabric is stretched across and hand sewn onto the rings:</p>
<p>Petite – base ring 20.5cm, top ring 10cm</p>	<p>Petite – base ring 20.5cm, top ring 15cm</p>	<p>small base ring 26cm, top ring 13cm</p>
<p>Small – base ring 25.5cm, top ring 12.5cm</p>	<p>Small – base ring 25.5cm, top ring 17cm</p>	<p>Medium – base ring 31cm, top ring 15cm</p>
<p>Medium – base ring 30.5cm, top ring 15cm</p>	<p>Medium – base ring 30cm, top ring 20cm</p>	<p>Medium+ - base ring 40cm, top ring 23cm</p>
<p>Medium+ - base ring 35.5cm top ring 18cm</p>	<p>Medium+ - base ring 35.5cm, top ring 23cm</p>	<p>Other sizes on request</p>
<p>Large – base ring 40cm, top ring 18cm</p>	<p>Large – base ring 40.5cm, top ring 25cm</p>	
<p>Large+ - base ring 45cm, top ring 23cm</p>	<p>Large+ - base ring 45cm, top ring 33cm</p>	
<p>The soft tailored shades are usually made with bias binding using the same outer fabric but we can also work with other trims and finishes, please let us know what you are looking for.</p>		
<p>The tailored shades come with a soft stretch luxurious lycra lining but we can also line with other fabrics, or have your main fabric inside the frame, and a plain on the outside</p>		

[www.thelampshadeloft.co.uk](http://www.thelampshadeloft.co.uk)

[hello@thelampshadeloft.co.uk](mailto:hello@thelampshadeloft.co.uk)

Jane Warren